



GROVES INCORPORATED

GLASS & STONE

TRANSPORTATION, STORAGE & FABRICATION SYSTEMS

818 TRAKK LN, WOODSTOCK, IL 60098

SALES@GROVES.COM | WWW.GROVES.COM | 800-991-2120



ABOUT THE COMPANY

Groves Incorporated has been a leader in the stone, glass, and fire service industries since 1980. Located in Woodstock, Illinois, Groves Incorporated is committed to providing the highest quality products through our strong distribution network both domestically and abroad. For more information about our products, please visit us at: www.grovesglassandstone.com or call 800-991-2120.

ADDITIONAL INFORMATION

Pricing: Groves Incorporated offers competitive pricing across our product line to meet your needs. For current product pricing, please contact your local distributor or call us at 800-991-2120. Volume discounts may be available.

Damaged Shipments: It is your responsibility to thoroughly inspect the shipment for any damage prior to the shipment being signed for. In the event that your product is damaged while in transit, please contact us immediately at support@groves.com or 800-991-2120.

Contact Us: To help answer your questions as efficiently as possible, please see the options below.

For general questions, please call us at 800-991-2120.

Customer Service: sales@groves.com

Pricing / Quotes: sales@groves.com

Media: media@groves.com



Customer Service



Product & Freight
Quotes










Product Categories

Glass Product = 












Stone Product = 

TABLE OF CONTENTS





STORAGE

-  Bundle Rack – Page 4
-  Heavy-Duty Bundle Rack – Page 5
-  Universal Storage System – Page 5
-   Multi Purpose Glass Storage Systems – Page 6
-  Stacking Box – Page 7
-   A-Frame Storage Systems – Page 8
-  Harp Rack – Page 12
















TRANSPORTATION

-   Single Sided Truck Racks – Page 12
-  Light Weight Aluminum Carts – Page 13
-  Glass Carts – Page 13
-   Single Sided Shop Carts – Page 14
-  Window Dollies – Page 15
-   Heavy-Duty Drywall Cart – Page 15
-  Glass Dollies – Page 16
-  Stone Slings – Page 20

WAREHOUSE

-   Spreader Beams – Page 20
-  Glass Slings – Page 21
-  Glass Shoes – Page 21

FABRICATION

-   Heavy-Duty Transport Racks – Page 8 & 9
-   Economy Transport Carts – Page 11
-   Heavy-Duty Shop Carts – Page 11
-   Six Wheeled Fabrication Carts – Page 14
-  Stone Dollies – Page 16
-  Fabrication Stands – Page 17
-  Miter Up – Page 17
-  Fabrication Table – Page 18
-  Heavy-Duty Fabrication Table – Page 18
-  Tilt Table Cart – Page 19
-  Glass Cutting Table – Page 19

BUNDLE RACK

- Store bundles or slabs up to 9,000 lbs. between two posts (4,500 lbs. capacity per post)
- Outside rails are designed with slots to hold 2 x 4's (2 x 4's protect the slab edges and the finish on the rails, wood not included)
- Heavy-duty powder coated rails 11" wide x 5.5" high x 60" long butt together for desired length
- Outside rails have 2" square holes spaced 4" apart on the top. A steel plate with identical holes is welded and boxed inside the rails, 1" up from the bottom
- 2" square tube posts with a heavy-duty powder coated finish
- 2" square rubber post caps are used to prevent scratches
- Rails shipped with 11" connector tube for butting rails together in a straight line

SAFETY WARNINGS:

- Use .5" holes located on the bottom flange for securing rails to the floor
- Maximum weight allowed per bundle is 9,000 lbs. (4,500 lbs. per post)
- When assembled the overall usable height of the post is 5.5" less than listed



Part No.	Description	Weight
BR-5	Outside rail with wood slot	55 lbs.
SP-40	40" posts for storing smaller fabricated parts and cut-offs	10 lbs.
SP-60	60" posts for storing standard sized slabs	15 lbs.
SP-80	80" posts for storing taller oversized slabs	19 lbs.
PC-2	Scratch resistant rubber post caps, 2" x 2"	4 oz.

BR-5



PC-2



SP-40



SP-60



SP-80



SUGGESTED PACKAGES FOR BUNDLES OR SLABS USING 60" POSTS

Part No.	Length	# Of Openings	Parts In Package	Weight
4-W60	5'	4	(2) BR-5, (10) SP-60	260 lbs.
9-W60	10'	9	(4) BR-5, (20) SP-60	520 lbs.
19-W60	20'	19	(8) BR-5, (40) SP-60	1,040 lbs.
49-W60	50'	49	(20) BR-5, (100) SP-60	2,600 lbs.

HEAVY-DUTY BUNDLE RACK - LONG


- Designed for jumbo size stone bundles; holds up to 9,000 lbs. between two posts (4,500 lbs. capacity per post)
- Outside rails are designed with slots to hold 2 x 4's (2 x 4's protect the slab edges and the finish on the rails, wood not included)
- Heavy-duty powder coated rails 11" wide x 5.5" high x 90" long butt together for desired length
- Outside rails have 2.5" square holes spaced 5" apart on the top. A steel plate with identical holes is welded and boxed inside the rails, 1" up from bottom
- 2.5" square tube posts with heavy-duty powder coated finish
- Rails shipped with 11" connector tube for butting rails together in a straight line

SAFETY WARNINGS:

- Use .5" holes located on the bottom flange for securing rails to the floor
- Maximum weight allowed per bundle is 9,000 lbs. (4,500 lbs. per post)
- When assembled the overall usable height of the post is 5.5" less than listed



Part No.	Description	Weight
HDBR 2.5-90	Heavy-Duty outside rail with wood slot	107 lbs.
SP-72	Heavy-Duty 2.5" x 2.5" x 3/16" wall thickness, 72" post height	29 lbs.
PC-2.5	Scratch resistant rubber post caps, 2.5" x 2.5"	8 oz.



PATENT: 7143901



PATENT: 7143901

SUGGESTED PACKAGES FOR HEAVY-DUTY BUNDLE RACK - LONG

Part No.	Length	# Of Openings	Parts In Package	Weight
5-H7290	7.5'	5	(2) BR2.5-90, (12) SP-72	558 lbs.
11-H7290	15'	11	(4) BR2.5-90, (24) SP-72	1,116 lbs.
23-H7290	30'	23	(8) BR2.5-90, (48) SP-72	2,232 lbs.
35-H7290	45'	35	(12) BR2.5-90, (72) SP-72	3,348 lbs.
47-H7290	60'	47	(16) BR2.5-90, (96) SP-72	4,464 lbs.
59-H7290	75'	59	(20) BR2.5-90, (120) SP-72	5,580 lbs.

MULTI PURPOSE GLASS STORAGE SYSTEM

- A space-saving way to store flat glass products in wood case or stoce pack formats
- BR-5 has outside rails with 2" square holes spaced 4" apart on the top. A steel plate with identical 2" holes is welded and boxed inside the rails, 1" up from the bottom
- 2" square tube posts to separate glass
- For stoce pack glass, the center rail with Easy Slide should be used to support the glass when sliding individual lites out of the racks
- Rails shipped with 11" connector tube for butting rails together in a straight line
- Optional Easy Slide, a low friction material, is mounted to the rails and posts for ease of sliding products in and out

SAFETY WARNINGS:

- Use .5" holes located on the bottom flange for securing rails to the floor
- When assembled, the overall usable height of the post is 5.5" less than listed
- Maximum weight allowed per space is 6,000 lbs. between two posts (3,000 lbs. per post)

Part No.	Description	Weight
BR-5	Outside rail	55 lbs.
BR-5ES	Outside rail with easy slide	60 lbs.
CR-5ES	Center rail with easy slide	30 lbs.
SP-60	Post 60" long	15 lbs.
SP-80	Post 80" long	19 lbs.
SP-102	Post 102" long	26 lbs.
SP-60ES	Post 60" long with easy slide	16 lbs.
SP-80ES	Post 80" long with easy slide	20 lbs.
SP-102ES	Post 102" long with easy slide	28 lbs.



SUGGESTED WOOD CASE KITS

Part No.	Length	# Of Openings	Parts In Package	Weight
4pak	5'	4	(2) BR-5, (6) SP-60, (4) SP-80	276 lbs.
9pak	10'	9	(4) BR-5, (10) SP-60, (10) SP-80	560 lbs.
19pak	20'	19	(8) BR-5, (16) SP-60, (16) SP-80, (8) SP-102	1,192 lbs.
49pak	50'	49	(20) BR-5, (24) SP-60, (36) SP-80, (40) SP-102	3,184 lbs.

SUGGESTED EASY SLIDE KITS

Part No.	Length	# Of Openings	Parts In Package	Weight
4pakES	5'	4	(2) BR-5ES, (1) CR-5ES, (6) SP-60ES, (4) SP-80ES	326 lbs.
9pakES	10'	9	(4) BR-5ES, (2) CR-5ES, (10) SP-60ES, (10) SP-80ES	660 lbs.
19pakES	20'	19	(8) BR-5ES, (4) CR-5ES, (16) SP-60ES, (16) SP-80ES, (8) SP-102ES	1,400 lbs.
49pakES	50'	49	(20) BR-5ES, (10) CR-5ES, (24) SP-60ES, (36) SP-80ES, (40) SP-102ES	4,125 lbs.

UNIVERSAL STORAGE SYSTEM

- Outside rails are constructed of extruded aluminum to provide a strong, but lightweight storage solution
- Easily store stone remnants, finished counter-tops, doors, windows or screens in a conveniently organized manner
- Outside rails are designed with slots to hold 2" x 4" wood (wood not included)
- Rails have 1" diameter round holes spaced every 3" with a secondary plate with identical holes is located below the top of the rail, 1" from the bottom
- Rails are 60" L x 6" W x 3" H and can butt together for desired length
- Posts are 1" diameter steel coated with a galvanized finish
- Posts can be removed for easy loading and unloading of product

SAFETY WARNINGS:

- Maximum weight per opening is 500 lbs. (250 lbs. per post) when using 2" x 4" wood in slots
- Maximum material height is 48"

Part No.	Length	# Of Openings	Parts In Package	Weight
USS-5	60"	14	(2) USS-5 Rail, (30) USS-5 Post	106 lbs.

**The Universal Storage System is Patented under #7143901*



STACKING BOX

- Store stone remnants up to 29" high & lengths of up to 10'
- Stackable up to 3 units for space savings
- Forkliftable for stacking, or move with ease with a pallet jack
- Glue down rubber on base and sides
- Made with a hot dip galvanized finish
- Ships knocked down for freight savings

SAFETY WARNINGS:

- 3,000 lbs. total weight capacity per box

Part No.	Length	Width	Height	Weight
STKB	39.5"	31"	36"	130 lbs.



A-FRAME STORAGE SYSTEMS


SINGLE SIDED A-FRAME

- Designed to hold (2) custom cut 20" long wood 2.5" x 1.5" to support the load, wood not included
- Complete with hardware
- Heavy-duty powder coated finish
- Bottom U-channel is 2.5" wide with a 1.5" side ledge
- Ships knocked down for lower freight cost

SAFETY WARNINGS:

- 12,000 lbs. total weight capacity
- NOT FOR TRANSPORT!

Part No.	Depth	Width	Height	Ledge	Weight
SSECOA	40"	60"	58"	20"	110 lbs.



SSECOA


ECONO A-FRAME

- Designed to hold 2" x 4" wood to support the load, wood not included
- A strong, affordable solution for stationary storage
- Heavy-duty steel A-Frame rack
- Bottom U-channel is 3.75" wide with 1" side ledges
- 6" spread on top of A-Frame
- Ships knocked down for lower freight cost

SAFETY WARNINGS:

- 24,000 lbs. total weight capacity (12,000 lbs. per side)
- NOT FOR TRANSPORT!

Part No.	Length	Width	Height	Ledge	Weight
ECOA	63.5"	60"	58"	20"	143 lbs.



ECOA

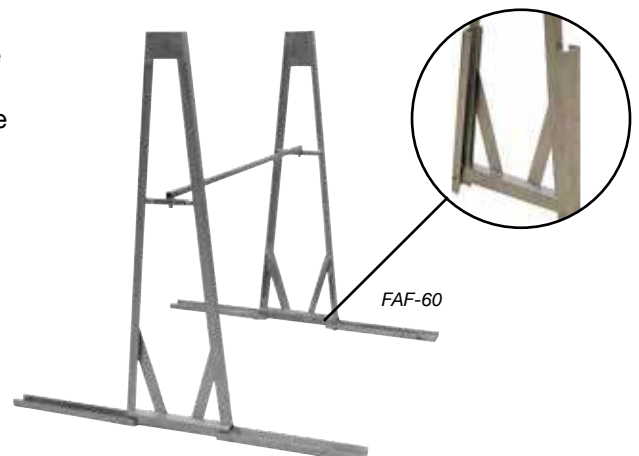
FOLDABLE A-FRAME

- Designed to hold 2" x 4" wood to support the load, wood not included
- Base arms fold up for ease of shipping and storage when frames are not in use
- Bottom U-channel is 3" wide with 1" side ledges; 2.5" wide inside dimensions
- Additional security bolts provided to lock up arms when not in use
- Ships knocked down for lower freight cost

SAFETY WARNINGS:

- 24,000 lbs. total weight capacity (12,000 lbs. per side)
- NOT FOR TRANSPORT!

Part No.	Length	Width	Height	Ledge	Weight
FAF-60	60"	60"	58"	20.5"	76 lbs.



FAF-60

HEAVY-DUTY TRANSPORT RACKS

TR-4482 & TR-4496


- Designed for transporting finished product to the job site
- Fork pockets mounted on all four sides
- Bottom shelf supports and uprights have full length rubber strips
- Quick release mounting pins change the Transport Rack from mobile to stationary in less than a minute
- Hold down bars and straps included
- Optional caster kit consists of 8" diameter roller bearing wheels, (2) swivel casters with brakes and (2) ridged
- Ships knocked down for lower freight cost
- Hot dip galvanized finish



SAFETY WARNING:

- 4,000 lbs. total weight capacity (2,000 lbs. per side)

Part No.	Length	Width	Height	Load Height	Height w/ Casters	Weight
TR-4482	82"	44"	58"	48"	69"	540 lbs.
TR-4496	98.5"	44"	66"	56"	81"	620 lbs.
CK-4	8" X 2" Caster Kit for TR-4482 & TR-4496					40 lbs.
HD-4482	Hold Down Bar Assembly for TR-4482					8 lbs.
HD-4496	Hold Down Bar Assembly for TR-4496					10 lbs.
RS-TR44	Replacement Strap and Ratchet for TR-4482 & TR-4496 Hold Downs					0.4 lbs.



TR-4482



TR-4496

HEAVY-DUTY TRANSPORT RACKS

TR-10

- Strongest transport rack available! Designed to hold huge slabs
- Quick release mounting pins change the Transport Rack from mobile to stationary in less than a minute
- (4) adjustable safety posts provide for safe removal of unstrapped loads that may shift unexpectedly
- Safety posts are stored at the end of the A-Frame during transport
- Optional caster kit consists of 8" diameter roller bearing wheels, (2) swivel casters with brakes and (2) ridged
- Ships knocked down for lower freight cost
- Hot dip galvanized finish

SAFETY WARNING:

- 10,000 lbs. total weight capacity without casters (5,000 lbs. per side)
- Total weight capacity with optional caster kit is 8,000 lbs. (4,000 lbs. per side)



TR-10 shown with CK-8

Part No.	Length	Width	Height	Load Height	Height w/ Casters	Weight
TR-10	96"	48"	87"	76"	99"	905 lbs.
CK-8	8" X 3" Caster Kit for TR-10 (2,000 lbs capacity per caster)					80 lbs.
RS-TR10	Replacement Strap and Ratchet for TR-10					3.4 lbs.

TR6K

- Splash caddy inside of A-Frame allows for extra storage
- Hold down bars are positioned in-line with upright supports
- A-Frame is fork-liftable from both ends
- Rubber pads on base are covered with a thick braided nylon jacket for extra protection
- Optional cart on casters for easy mobility around the shop
- Ships knocked down for lower freight cost
- Heavy-duty powder coated finish

SAFETY WARNING:

- 6,000 lbs. total weight capacity (3,000 lbs. per side)

Part No.	Length	Width	Height	Load Height	Weight
TR6K-K	84"	41"	53"	40"	786 lbs.
TR6K-CART KIT	84"	43"	19.5"		285 lbs.
TR6KHD	Hold Down Bar Assembly for TR6K-K				7 lbs.



TR6K-CART KIT & TR6K-K are sold separately



TR6K-CART KIT



TR6K-K

ECONOMY TRANSPORT CARTS

- Designed for transporting finished product to the job site
- Fork pockets mounted on all four sides
- Includes hold down straps to secure material to cart
- Bottom shelf supports and uprights have full length rubber strips
- Includes heavy-duty 5" casters with quick release mounting pins to change the Economy Transport Cart from mobile to stationary in less than a minute
- Ships knocked down for lower freight cost
- Heavy-duty powder coated finish

SAFETY WARNING:

- 3,600 lbs. total weight capacity (1,800 lbs. per side)



Part No.	Length	Width	Height	Load Height	Height w/ Casters	Weight
ETC-8448	84"	36"	57"	48"	63"	331 lbs.
ETC-8460	84"	36"	69"	60"	75"	374 lbs.



HEAVY-DUTY SHOP CARTS

- Rubber is mounted on bottom and upright supports
- Ratchet straps are included to secure load
- The HDSC-48 uses 5" casters, (2) rigid and (2) swivel with brake, rated at 1,000 lbs each
- The HDSC-8448 and HDSC-4872 use 8" casters, (2) rigid and (2) swivel with brake, rated at 1,000 lbs each
- Pull handle mounted on one end for maneuverability
- Ships knocked down for lower freight cost
- Heavy-duty powder coated finish

SAFETY WARNING:

- 4,000 lbs. total weight capacity (2,000 lbs. per side)

Part No.	Length	Width	Height	Load Height	Weight
HDSC48	54"	38"	62"	48"	215 lbs.
HDSC8448	84"	40"	63"	48"	360 lbs.
HDSC8472	84"	40"	87"	72"	460 lbs.



SINGLE SIDED TRUCK RACKS

- Designed to transport all sizes of fabricated product
- Rubber strips mounted on bottom and back supports
- Hold down bars mount in slotted holes with quick release straps
- Mounting pads front and back for bolting to truck floor
- Fabricated with 1.5" square steel tubing. Stronger than competitive models
- Ships knocked down for lower freight costs
- Durable galvanized finish

SAFETY WARNING:

- 4,000 lbs. total weight capacity



TRSS2496

TRSS2482

Part No.	Length	Width	Height	Load Height	Hold Downs	Weight
TRSS2482	82"	24"	50.5"	48"	4	340 lbs.
TRSS2496	96"	24"	63"	56"	5	375 lbs.
HD2482	Hold Down Bar Assembly for TRSS2482					8 lbs.
HD2496	Hold Down Bar Assembly for TRSS2496					9 lbs.

HARP RACK

- Complete with (4) non-marking casters rated at 1,000 lbs. capacity each
- Two foot locks mounted in front for stability
- Includes 60 long and 60 short plastic covered rods with 80 total hole locations
- The spacing between the rods is 7/16" when the rods are placed in every hole
- The spacing is 1-5/16" when every other hole is skipped
- Uses thick high density polyethylene on the base for easy sliding of glass
- Provides a non-stick surface for insulated glass
- Ships knocked down for lower freight costs
- Gray powder coated finish



Part No.	Width	Depth	Height	Load Height	Openings	Weight
HR-4860	82"	48"	69.5"	60"	60 total slots with 40 at .375" wide and 20 at 1.125" wide	525 lbs.

LIGHT WEIGHT ALUMINUM CARTS

- Constructed of lightweight aluminum
- Durable rubber is mounted to cart to protect material
- Six wheel design allows for cart and material to have a zero degree turn radius, easily clear curbs, thresholds and other job site obstacles
- 10" diameter pneumatic tires designed to navigate over rough surfaces and reduce breakage due to vibration
- Includes straps to secure material to the cart
- Ships knocked down for lower freight costs

SAFETY WARNING:

- Hold-down straps must be used at all times
- 800 lbs. total weight capacity



Part No.	Length	Width	Height	Load Height	Weight
LWAC-40	40"	32"	48"	38"	62 lbs.
LWAC-72	72"	32"	48"	38"	79 lbs.

GLASS CARTS

- Models GLC-3248, GLC-3660, and GLC-3672 includes 8" casters, (2) rigid and (2) swivel with brake rated at 1,000 lbs. each
- Optional caster kit for the GLC-4878 consists of 8" casters, (2) rigid and (2) swivel with brake rated at 2,000 lbs. each
- Carts have plywood bases and rubber mounted horizontally on upright supports
- GLC-3248 has a pull handle mounted on one end for maneuverability
- Ships knocked down for lower freight costs
- Heavy-duty powder coated finish

SAFETY WARNING:

- Hold-down straps must be used at all times
- GLC-3248, GLC-3660, and GLC-3672 have a 4,000 lbs. total weight capacity (2,000 lbs. per side)
- GLC-4878 has a 8,000 lbs. total weight capacity (4,000 lbs. per side)



GLC-3672



GLC-3248

Part No.	Length	Width	Height	Load Height	Weight
GLC-3248	54"	32"	55"	48"	260 lbs.
GLC-3660	72"	36"	75"	60"	417 lbs.
GLC-3672	84"	36"	87"	72"	470 lbs.
GLC-4878	96"	48"	86" - 98" with casters	78"	736 lbs.
GLCK-8	8" x 3" Caster Kit for the GLC-4878				80 lbs.

SINGLE SIDED SHOP CARTS

- SSSC-7248 comes with (2) rigid and (2) swivel brake 8" casters and hold-down straps
- SSSC-4036 and BB-40 comes with (2) 10" pneumatic tires and (2) 5" swivel brake casters
- BB-40 features riveted rubber on uprights and removable 8.5" wide wood floor
- Strong and maneuverable cart for moving work around your shop
- With a width of only 24", these carts are perfect for both commercial and residential installation
- Riveted rubber on uprights and base
- Ships knocked down for lower freight costs
- Heavy-duty powder coated finish

SAFETY WARNING:

- Hold-down straps must be used at all times
- 2,000 lbs. total weight capacity on all single sided shop carts

Part No.	Length	Width	Height	Load Height	Weight
SSSC-4036	40"	24"	45"	36"	130 lbs.
SSSC-7248	72"	24"	56"	48"	200 lbs.
BB-40	40"	24"	45"	35"	135 lbs.



SSSC-7248



SSSC-4036



BB-40

SIX WHEELED FABRICATION CARTS

- Raised material supports for ease of loading and keeping the finished material high off the ground
- Durable rubber is mounted on the base and the uprights to help prevent slipping and damage to the material
- Two models available to move anything from full slabs to finished countertops
- Ratchet straps are provided to secure material to the cart
- 360° maneuverability
- Ships knocked down for lower freight costs
- Heavy-duty powder coated finish

SAFETY WARNING:

- Hold-down straps must be used at all times
- 3,200 lbs. total weight capacity

Part No.	Length	Width	Height	Load Height	Weight
FC-48	48"	28"	47"	42"	170 lbs.
FC-82	82"	28"	73"	60"	253 lbs.



FC-48

HEAVY-DUTY DRYWALL CART

- Economical way to move material around the shop or job site
- Material can be secured to the cart using hold-down straps (not included)
- Heavy-duty 8" casters (3) swivel, and (1) swivel with brake
- Ships knocked down for lower freight costs
- Heavy-duty powder coated finish

SAFETY WARNING:

- 2,000 lbs. total weight capacity, when evenly distributed

Part No.	Length	Width	Height	Load Height	Weight
DWC	48"	22"	49.5"	38"	90 lbs.



WINDOW DOLLIES

- Maneuvers easily indoors and out
- (2) 10" diameter pneumatic tires designed to navigate over rough surfaces and reduce breakage due to vibration
- Durable loop located on bottom of frame provides a secure location for a hold down safety strap to be utilized without fear of movement
- Hold-down safety strap included
- Ships knocked down for lower freight costs

SAFETY WARNING:

- Hold-down straps must be used at all times
- 500 lbs. total weight capacity

Part No.	Length	Tire Size	Channel Width	Weight
WD-18	18"	10"	6"	23 lbs.
WD-48	48"	10"	6"	35 lbs.



WD-48



WD-18

STONE DOLLIES

- Maneuvers easily indoors and outdoors
- 3" wide neoprene rubber is easy to clean prevents slippage and lasts for years
- Pneumatic tires reduce breakage caused by vibration
- 12" width measured from outside of wheels adds stability

SAFETY WARNING:

- 1,000 lbs. total weight capacity with (2) 10" tires and (2) 4" casters



Part No.	Length	Tire Size	Caster Size	Channel Height	Weight
SD-36	36"	10"	4"	6.5"	25 lbs.
SD-48	48"	10"	4"	6.5"	30 lbs.
SD-72	72"	10"	4"	6.5"	40 lbs.

GLASS DOLLIES

- Maneuvers easily indoors and out
- 3" wide neoprene rubber is easy to clean prevents slippage
- 5.5" channel height

SAFETY WARNING:

- 500 lbs total weight capacity with (2) 8" semi-pneumatic tires and (2) 3" swivel casters



Part No.	Length	Tire Size	Caster Size	Channel Height	Weight
GD-48	48"	8"	3"	5.5"	28 lbs.
GD-72	72"	8"	3"	5.5"	53 lbs.

MITER UP

- The only clamping device designed to work with the countertop surface facing up
- Allows craftsmen to quickly and easily examine, align and adjust stone during the mitering process
- Engineered to create fine miter positions and joints on both natural and cultured stone
- Reduces back strain and stone breakage
- Cuts labor costs to a one person job
- Available in lengths up to 10'



Part No.	Description	Weight
MU200-6	6' bar, (3) L camps, (2) suction cups	27 lbs.
MU200-7	7' bar, (4) L camps, (2) suction cup	32 lbs.
MU200-8	8' bar, (4) L camps, (2) suction cups	34 lbs.
MU200-10	10' bar, (5) L camps, (2) suction cups	41 lbs.

FABRICATION STANDS

FAB STAND

- Fabrication stand can be used in the shop or on the job site
- Collapsible for easy transport and storage
- Rubber prevents sliding and scratches
- Helps to set up and stabilize your materials
- Heavy-duty powder coated finish

SAFETY WARNING:

- 500 lbs. total weight capacity retracted (300 lbs. extended)

CUT-OUT STAND

- Designed to support sink cutouts during fabrication
- 12" x 12" base to support material
- Heavy-duty powder coated finish

Part No.	Adjustable Height	Weight
FS-24	36" to 42"	38 lbs.
CSS	23.5" to 40"	8 lbs.



FS-24



CSS

FABRICATION TABLE

- Durable rubber is mounted on the top of the table to protect the material
- Built-in end clamps allow you to secure multiple fabrication tables together
- (4) heavy-duty 5" diameter swivel caster
- (4) foot operated locks hold the table in place
- Lay out complete kitchens by attaching the tables together lengthwise or by attaching them on a 90 degree angle
- Ships knocked down for lower freight costs
- Heavy-duty powder coated finish

Part No.	Length	Table Top Width	Height	Weight
DT2560	60"	25"	42"	176 lbs.
Width with caster plates is 27"				

*Tables sold individually



Shown: 2 Fab Tables joined together to make a larger working space*

HEAVY-DUTY FABRICATION TABLE

- Durable rubber is mounted on the top of the table to protect the material
- Mobile units come with (4) heavy-duty 5" diameter swivel casters
- (4) foot operated locks to hold the table in place
- Freestanding units come with (4) legs that have leveling feet
- Ships knocked down for lower freight costs
- Heavy-duty powder coated finish

Part No.	Length	Width	Height	Weight
HDT84F	84"	24"	42"	240 lbs.
HDT84M	84"	24"	42"	250 lbs.
HDT84F & HDT84M		Width with caster plates is 26"		



TILT TABLE CART

- Adjust table height from 36" - 42"
- (4) swivel 5" casters and (4) sturdy foot operated locks prevent movement while fabricating
- Ships knocked down for lower freight costs
- Heavy-duty powder coated finish

SAFETY WARNING:

- 600 lbs. total weight capacity

Part No.	Length	Width	Adjustable Height	Weight
TT3272	72"	32"	36" - 42"	250 lbs.
Width with caster plates is 35"				



GLASS CUTTING TABLE

- Plywood is mounted to the top and bottom shelf with a 1" overhang
- Customer furnishes carpet and will be able to fasten the edges on the underside of the top
- Complete with heavy-duty 5" casters; (2) rigid and (2) swivel brake
- Can be assembled in 20 minutes
- Ships knocked down for lower freight costs
- Heavy-duty powder coated finish



Part No.	Length	Width	Height	Shelf Height	Weight
GCT-4884	84"	48"	36"	16"	325 lbs.

SPREADER BEAMS

Lifting apparatus for stone glass packs. To be used with the appropriate size of slings

- MUST use with slings - Slings should be sized according to the dimensions of the load being lifted
- SB-108-5K for use with slings up to 4" wide and handles glass up to 144" long; can hold up to 5,000 lbs.
- SB-168 for use with glass up to 130" x 204"; can hold up to 10,000 lbs
- SSB-96 is designed for stone and made to be used with the SL-102 slings; can hold up to 10,000 lbs

SAFETY WARNING:

- Opposing slings should be nested in the same corresponding slot on top of beam

Part No.	Length	Width	Total Height	Weight
SB-108-5K	108"	4"	15"	295 lbs.
SB-168	168"	4"	15"	600 lbs.
SSB-96	96"	5"	5"	198 lbs.

**Ships on an extended pallet; pallets cost \$60.00*



STONE SLINGS

- Sold as a pair (set of two)
- 3" wide x 102" long for lifting stone up to 80" high when using our SSB-96 Spreader Beam
- Two-ply slings with full length pads sewn on the inside of body for wear protection

SAFETY WARNING:

- Inspect slings for wear and damage before each use
- 16,300 lbs. total vertical load per pair



Part No.	Length	Width	Weight
SL-102	102"	3"	30 lbs.

GLASS SLINGS

To be used with our glass shoes to lift and move glass stoce packs to and from the truck and/or from storage to the cutting table.

- Sold as a pair (set of two)
- The inside of slings and horizontal straps are covered with reinforced PVC coated material to help prevent cutting
- Made with 3" wide polyester webbing which minimizes elongation to 3% or less
- Velcro straps prevent slings from shifting on beam when not under load

SAFETY WARNING:

- Inspect slings for wear and damage before each use
- 4,800 lbs. total weight capacity per sling

Part No.	Description	Length	Weight
SL-78S	For glass 36" up to 54"	78"	16 lbs.
SL-108M	For glass 60" up to 84"	108"	19 lbs.
SL-124L	For glass 72" up to 100"	124"	22 lbs.
SL-160J	For Jumbo Glass up to 130"	160"	26 lbs.



GLASS SHOES

Adds extra support to slings to help prevent sling contact with raw edge of glass when lifting and moving.

- Sold as a pair (set of two)
- Made to be used with our Glass Slings
- Complete with quick release pins for ease in mounting and removal
- Lined with neoprene rubber on base and sides to protect glass
- Made of heavy-duty black stamped steel
- Five sizes to fit most glass pack widths (minimize open space in shoe opening when sizing shoes to glass)

SAFETY WARNING:

- Customers must verify stoce pack width and weight with glass manufacturer

Part No.	Length	Width	Height	Inside Dimension	Weight
SH-4.75	5.5"	4"	3"	4.75"	5 lbs.
SH-6.75	8.5"	4"	3"	6.75"	7 lbs.
SH-8.5	10"	4"	3"	8.5"	8.5 lbs.
SH-10.25	11.75"	4"	3"	10.25"	12.5 lbs.
SH-13.5	14.75"	4"	3"	13.5"	16 lbs.



Notes:

This image shows a single sheet of white paper with horizontal ruling lines. The lines are evenly spaced and run across the width of the page. There are no margins, text, or other markings on the paper.

WE'VE GOT YOU COVERED



ACROSS THE WEB AND WAREHOUSE!

Groves Incorporated's products have many specific uses: transport, storage, fabrication support and workstation transfer, as well as installation. While we mainly serve the glass and stone industries, our products certainly apply to many other specialized markets.

We have everything you need to get the job done!
We continually evolve our products and services. We will maintain our mission to be the best source of glass and stone material handling and storage systems.

FIND US ON:





GROVES KNOWS HOW YOU MAKE A LIVING!

GROVES INCORPORATED

SALES@GROVES.COM | WWW.GROVES.COM | 800-991-2120